

If you'd like the benefits of efficient and safe overhead material handling, but don't think your building is structurally or financially suited for an overhead crane, check out the NOMAD from EMH. Buildings like those listed below may not work well with standard overhead cranes, but the NOMAD will adapt for the following reasons:

**NOMAD<sup>®</sup>**  
**finds a home in:**

**Precast Concrete Buildings**

The NOMAD can often be installed without footers, eliminating the need for digging through and damaging existing floors.

**Leased Buildings**

All of the NOMAD's connections are bolted for easy disassembly and relocation. If you think you may move sometime in the future, you can easily take the NOMAD to a new site.

**Buildings not designed specifically for overhead cranes.**

The NOMAD's free standing structure supports loads your building's steel might not handle. And the low overhead design allows it to fit into sites where headroom might otherwise be a problem.

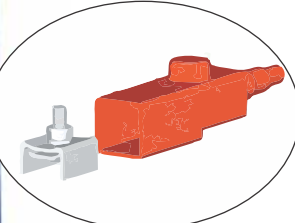

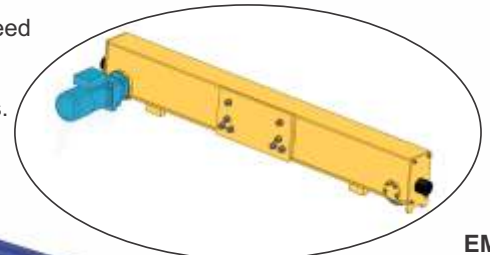
Think again if you've ruled out an overhead crane. NOMAD can give you the material handling you need at a price you'll like. Call EMH today for details.

**Tie back to existing building structures not required.**


**Runway Electrification** is 100 amp, galvanized steel, "finger safe" conductor bar. Superior conductivity, easy to install and maintain.

**EMH Top Running Endtrucks** with travel speed of 80 or 120 FPM (VFD) complete with mounting plates, bolts and bumpers.

**EMH Wire Rope Hoist**  
 Lift: 20 feet available  
 Lifting Speed: 16/2.6 FPM  
 Trolley Speed: 65 FPM (VFD)



**Free Standing Runway Frame** in standard lengths from 20 to 120 feet. Longer runways available.



Bridge conductor cables pre-wired to **Quick Disconnect Plugs**.




**Bridge Control Panel** with lockable mainline disconnect mainline fuse, mechanical and electrical interlocking contactors and motor protection. Power and control connections pre-wired through terminal strips to quick disconnect plugs. NEMA-12 enclosure.

**End Power Feed** is standard. (Fuse disconnect provided by customer.)

(Customer is responsible for piping power to runway conductor.)

**Under Running Models also available. Contact EMH for prices and specifications.**



**Side View of Multi-Cell NOMAD System**

The NOMAD free standing cell is available in runway lengths of 20, 25 and 30 feet. **Multiple cells can be combined for long runways;** existing systems can be retrofitted with additional cells. See back cover for dimensional information.




**Instructions** for bridge construction and crane assembly, plus two copies of the **Maintenance Manual**, are included with each NOMAD system.



**Standard Radio Control** - Hand-held AAA operated radio controls are **standard** on all NOMAD systems. Upgrade to rechargeable model optional.

Sliding Push Button controls available as an option.

**Audible alarm included in conformance with OSHA Standards.**



**Base Plate** design allows most NOMAD systems to be installed without footers. Column loadings and reactions provided upon request.

**NOMAD**<sup>®</sup>

**Dimensions for  
1-, 2-, 3-, and 4-Cell Systems**

**1-Cell System**



**2-Cell System**



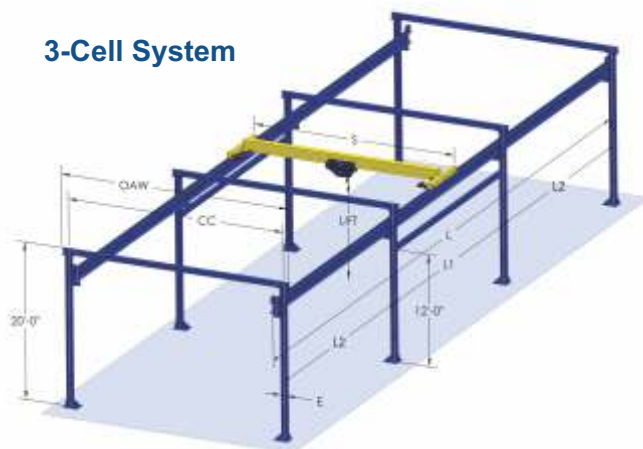
**Front Dimensions (same for any number of cells)**

	2 tons		3 tons		5 tons		7.5 tons		10 tons			
<b>OAW</b>	20'-0"	30'-0"	40'-0"	20'-0"	30'-0"	40'-0"	20'-0"	30'-0"	40'-0"	20'-0"	30'-0"	40'-0"
<b>S</b>	16'-10"	26'-10"	36'-10"	16'-8"	26'-8"	36'-8"	16'-6"	26'-6"	36'-6"	16'-6"	26'-6"	36'-6"
<b>CC</b>	18'-10"	28'-10"	38'-10"	18'-8"	28'-8"	38'-8"	18'-6"	28'-6"	38'-6"	18'-6"	28'-6"	38'-6"
<b>Lift</b>	17'-0.75"	16'-11.25"	16'-9.5"	16'-3.25"	16'-1.5"	15'-9"	16'-0.75"	15'-8.5"	15'-6.5"	15'-11"	15'-6.5"	15'-8"
<b>E</b>	6.375	6.375	6.375	8	8	8	10	10	10	10	10	10

**Side Dimensions (Same for all capacities and widths)**

1 Cell			2 Cells			3 Cells			4 Cells		
L	L1	L2	L	L1	L2	L	L1	L2	L	L1	L2
20'-0"	18'-0"	n/a	40'-0"	19'-0"	n/a	60'-0"	20'-0"	19'-0"	80'-0"	20'-0"	19'-0"
25'-0"	23'-0"	n/a	50'-0"	24'-0"	n/a	75'-0"	25'-0"	24'-0"	100'-0"	25'-0"	24'-0"
30'-0"	28'-0"	n/a	60'-0"	29'-0"	n/a	90'-0"	30'-0"	29'-0"	120'-0"	30'-0"	29'-0"

**3-Cell System**



**4-Cell System**



A copy of the EMH Warranty is available on request.

**E·M·H**<sup>®</sup>  
Engineered Material Handling

EMH, Incorporated ■ 550 Crane Dr. ■ Valley City, Ohio 44280  
Phone (330) 220-8600 ■ Fax (330) 220-0204  
www.emhcranes.com ■ email:emh@emhcranes.com  
© EMH, Incorporated

AG06145C

**E·M·H**<sup>®</sup>  
Engineered Material Handling

Certified to ISO 9001:2008 Standards



**NOMAD**<sup>®</sup>

**Complete  
Free Standing  
Bridge Crane  
Systems**

